

On the improvement of satellite retrievals of NO₂ using aerosol measurements



J. Leitão, A. Richter, A. Kokhanovsky, and J.P. Burrows

Institute of Environmental Physics/Remote Sensing, University of Bremen, Germany

Email: jleitao@iup.physik.uni-bremen.de

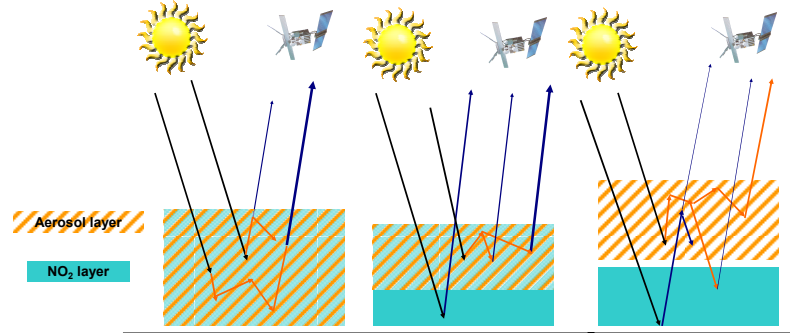
The background...

The several instruments flying on satellite (e.g., GOME, GOME-2, SCIAMACHY and OMI) allow for the observation of atmospheric pollution from space. Concentrations of trace gases (such as ozone (O₃), nitrogen dioxide (NO₂), sulphur dioxide (SO₂)) can be inferred from the measured backscattered solar radiation.

The retrieval of tropospheric columns of NO₂ from satellite measurements is based on several a priori assumptions used in the computation of an airmass factor (AMF). The improvement of those is essential to obtain more accurate tropospheric NO₂ values.

This sensitivity study was performed by changing in the radiative transfer model (RTM) Sciatran (Rozanov et al., 2005) the aerosol optical depth (AOD) and vertical distribution of aerosol layer, independently from the trace gas distribution. Like this we uncertainty key factors are identified and the current retrieval can be improved.

In this poster, we show the latest results obtained for the analysis performed



Why is this study important?

The aerosols present in the atmosphere will interfere with the satellite measurements of tropospheric NO₂. The signal can be:

- enhanced because of multiple scattering in aerosol layer;
- or shielded by an aerosol layer standing for example above the trace gas.

The effect of aerosol scattering is quite complex and depends both on their profile (like vertical distribution and optical depth) as well as their optical properties (e.g., size distribution and refractive index).

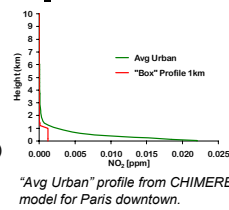
Currently in IUP-Bremen, the NO₂ retrieval method uses data taken from climatological assumptions (Richter et al., 2005). A synergistic approach is ideal to account with the full spatial and time variability of aerosols and its characteristics: using data of aerosol optical properties and/or vertical profiles measured either at ground (e.g. AERONET, EARLINET) or from space (e.g. MODIS, MERIS, CALIPSO).

The settings for the sensitivity study

Radiative transfer calculations

- RTM: Sciatran 2.2
- Surface albedo = 0.03
- Wavelengths: 425, 437.5, 440, 450nm
- SZA: 20° to 70° (every 10°)
- AOD: 0.1, 0.5, 0.9

NO₂ Profiles



Aerosol Settings (440nm):


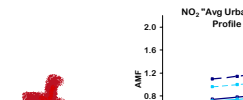
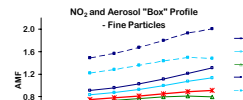
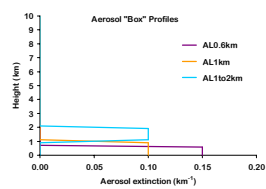
Optical properties and size distribution mostly from Dubovik et al. (2002) – 12 AERONET stations – and some from the literature consulted for profiles.

Phase function calculated with a FORTRAN program developed by Michael Mishchenko (de Rooij et al., 1984; Mishchenko et al., 1999).

Legendre expansion coefficients - fine and coarse particles.

The results

These profiles correspond to the AOD of 0.1. For the scenarios with AOD=0.5 and AOD=0.9 the shape was kept but extinction increased in proportion.





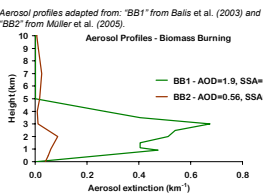
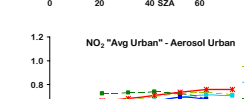
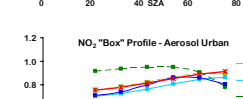
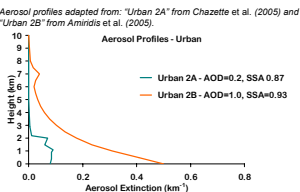
• Aerosol mixed with the trace gas (equal layer or lower than it) will enhance the measured signal by means of multiple scattering.

• A discrete aerosol layer above the trace gas will act as a shield and the AMF decreases. This is often the case observed when applying the measured aerosol profiles.

• Changes in NO₂ profile also influence the AMF values and the higher values are obtained for the box profile.

• More aerosol in the atmosphere will result in the intensification of either the shielding effect or multiple scattering.

• NO₂ AMF are usually more enhanced by fine particles.



Acknowledgements

The CHIMERE data used to define the NO₂ profiles was kindly provided by Matthias Beekmann and Qijie Zhang.

Part of this project is funded by the European Community through the GEMS project.

Most of the aerosol data used is from measurements performed at stations from the AERONET and EARLINET network.

Selected references

- Amiridis et al. (2005), JGR, doi:10.1029/2005JD006190
- Balis et al. (2003), Atmospheric Environment 37, 4529–4538
- Chazette et al. (2005), JGR, doi:10.1029/2004JD004810
- Dubovik et al. (2002), J. Atmospheric Sciences, 59, 590-608
- Mishchenko et al. (1999), J. Quant. Spectrosc. Radiat. Transfer, 63, 409-432.
- Müller et al. (2005), JGR, doi:10.1029/2004JD005756
- Richter et al. (2005), Nature, doi: 10.1038/nature04092
- de Rooij et al. (1984), Astronomy and Astrophysics, 131, 237-248.
- Rozanov et al. (2005), Adv. Space Res., doi:10.1016/j.asr.2005.03.012
- <http://www.lmd.polytechnique.fr/chimere/> (CNRS, INERIS)



What have we learned...

- The AMF are dependent on many factors and the correct definition of both aerosol and trace gas (NO₂ here) vertical profiles is important for the accuracy of the retrieved tropospheric columns.
- Depending on the relative vertical distribution of NO₂ and aerosol, sensitivity changes of up to +/- 50% can be obtained.
- For more realistic urban profiles of both NO₂ and aerosols, the effect of aerosol is much smaller.
- Distinction between fine and coarse aerosol is significant to determine the magnitude of the aerosol influence. In addition, it is also recommended to consider the particles' optical properties and the load of aerosol.